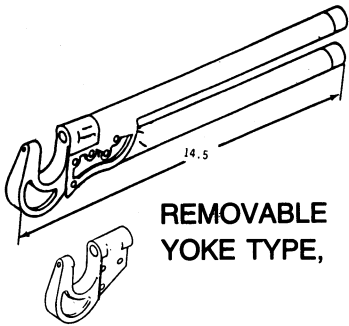


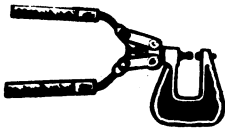
HAND RIVET SQUEEZERS

ALL MODELS DESIGNED TO SQUEEZE 1/16" THROUGH 3/16" ALUMINUM RIVETS, COMPLETE WITH ADJUSTABLE RIVET SET HOLDER WHICH ALLOWS ADJUSTMENT FOR VARIOUS RIVET LENGTHS. HARDENED STAINLESS STEEL "C" YOKE AND FRAME.

SEE PAGES 7, 8, AND 9 FOR .187 SHANK TOOLING.



REMOVABLE YOKE TYPE,



100% Stainless Steel

- THS 15.....1-1/2" Reach x 1-1/4" Gap
- THS 202" Reach x 1-1/4" Gap
- THS 222" Reach x 2" Gap
- THS 303" Reach x 1/1/4" Gap
- THS 404" Reach x 1-1/4" Gap
- THS 606" Reach x 1-1/4" Gap
- THS 30-4 With 2" and 3" Yoke

HEAVY DUTY, 360° Swivel Yoke

Develops 3,500 lbs. of pressure

* DA 2.... 2-1/2" Reach x 1-5/8" Gap

* DA 5.....6" Reach x 1-5/8" Gap

Overall Length 18-1/2" Weight 9 lbs.

Replacement Yoke Only

THY 15.....

THY 20.....

THY 22.....

THY 30.....

THY 40.....

THY 60.....

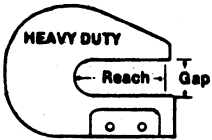
* NOTE: Requires 1 set threaded adapters to use std. 3/16 shank tooling #3824-per set

"C" YOKE FOR SQUEEZERS



"C" YOKE TO FIT
#US114 & #CP214 CENEL
(#3000C, 6000C)
APT 705, 720

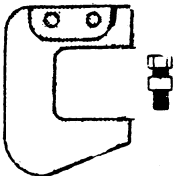
1-1/2" Reach x 1-1/4" Gap	60,000
1-1/2" Reach x 2-1/2" Gap	60,012
1-1/2" Reach x 3" Gap	60,013
2" Reach x 1-1/2" Gap	60,001
2-1/2" Reach x 1-3/8" Gap	60,002
3" Reach x 1-1/2" Gap	60,014



HEAVY DUTY MODELS
3/4" THICK
6000C, APT 720C, ETC.


2" Reach x 2" Gap	60,003
2-1/2" Reach x 2" Gap	60,006
3" Reach x 1-1/2" Gap	60,004
3-1/2" Reach x 1-1/2" Gap	60,005

3/4" Thick



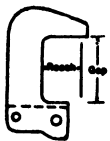
ADJUSTABLE DOLLIE YOKE
TO FIT US114, CP214
3000C, 6000C, APT705, 720
COMPLETE WITH DOLLIE &
LOCK NUT

2" Reach x 2" Gap	60,003 TD
1-1/2" Reach x 1-1/4" Gap	60,010 TD
1-1/2" Reach x 3" Gap	60,011 TD
4" Reach x 2" Gap	60,009 TD



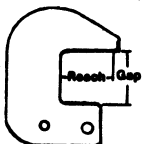
"DEEP THROAT MODEL"
3/4" THICK
6000C, APT 720C, ETC.

4" Reach x 1-1/2" Gap	60,007
5-1/2" Reach x 1-3/4" Gap	60,008



"C" YOKE TO FIT
#US151 & #CP0351 CUDEL
COMPRESSION RIVETERS
WITH STANDARD
#1 YOKE FRAME

1-3/16" Reach x 2-5/8" Gap	90,009
3-1/2" Reach x 1-1/4" Gap	90,010
2" Reach x 2" Gap	90,011
5" Reach x 2-1/2" Gap	90,012
2-1/8" Reach x 1-3/16" Gap	90,013



YOKES TO FIT
#US151 & #CP0351 CUDEL
COMPRESSION RIVETERS
WITH
#2A YOKE FRAME

2-2-1/8" Reach x 1-1/4" Gap	90,014
3-3/4" Reach x 1-1/4" Gap	90,015
3-5/16" Reach x 3" Gap	90,016
5" Reach x 2-1/2" Gap	90,017

YOKES MANUFACTURED TO MEET YOUR SPECIAL REQUIREMENTS