

# DOTCO® BELT SANDERS

## Ergonomic Series 12-12


Nominal .3 HP – Front & Rear Exhaust

Capacity: 1/4", 1/2" \* or 1" x 12" Sanding Belt  
4" Sanding Length

Air Inlet: Front Exhaust: 1/4" N.P.T.F. – Use 1/4" (6.4 mm) I.D. Hose  
Rear Exhaust: 1/8" N.P.T.F. – Use 1/4" (6.4 mm) I.D. Hose

Specifications @ 90 psi (620 kPa) maximum air pressure.

Complete Belt Sander: Order Model + Attachment					Speed RPM	Length	
Model Number *	Attachment Width			in.		mm	
	1/4"	1/2" *	1"				
<b>Series 300 Collet Chuck – Front Exhaust</b>							
12L1201-36	plus	14-1639	14-1316	14-1473	20,000	11.32	288
12L1200-36	plus	14-1639	14-1316	14-1473	12,000	11.32	288
<b>Series 300 Collet Chuck – Rear Exhaust</b>							
12L1281-36	plus	14-1639	14-1316	14-1473	20,000	11.32	288
12L1280-36	plus	14-1639	14-1316	14-1473	12,000	11.22	288
<b>1/4"-28 Threaded Spindle – Front Exhaust</b>							
12L1201-32	plus	14-1638	14-1301	14-1463	20,000	11.32	288
12L1200-32	plus	14-1638	14-1301	14-1463	12,000	11.32	288
<b>1/4"-28 Threaded Spindle – Rear Exhaust</b>							
12L1281-32	plus	14-1638	14-1301	14-1463	20,000	11.32	288
12L1280-32	plus	14-1638	14-1301	14-1463	12,000	11.32	288



### STANDARD EQUIPMENT;

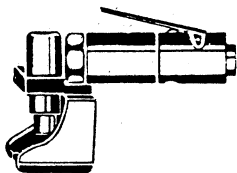
2 sanding belts: No. 80 & No. 120 grit, wrenches, grease gun, gear lube.  
Series 300 collet chuck models: 1/4" (308) collet and speed regulator

### OPTIONAL EQUIPMENT:

*No Extra Cost:* Series 300 Collet Chuck Models: series 300 1/8" (304) thru 7/32" (307) collets may be substituted when ordered with the tool.

*Extra Cost:* Filter-regulator-lubricator – 45-0340B, air supply hose (front exhaust models), overhose assemblies (rear exhaust models), series 300 3/64" (301) thru 3/32" (303) collets (collet chuck models), sanding belts.

\*Most Popular, Stock Items.



### RIVET TRIMMER ATTACHMENT #14-1723.....

Trims "pop" or "blind" rivets, or bolts up to 3/16" diameter. Micrometer adjustment controls height of cut to .001". Also suitable for shaving small welds. Runner pads minimize scratching of work surface.

**POWER UNITS.** Use front or rear exhaust Series 10-12-collet models only. See above.

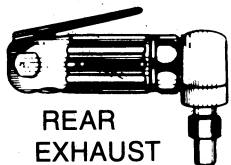
**CUTTERS:** 1/4" Shank, 1-7/8" O.A.L. End Cut.

14-1732: 3/4" dia. inverted cone, carb. –used for steel rivets .....

14-1330: 3/4" dia. inverted cone, high speed–used for alum. rivets.....

14-1332: 1/2" dia. cylindrical, carb.–used for shaving welds .....

## "ECONOMY MODEL" ANGLE GRINDER/SANDER



REAR  
EXHAUST

EG5003A  
EG5003B

COLLET  
SIZE

1/4  
1/4

RPM  
(Free Speed)

25,000  
18,000

WEIGHT  
(lbs.)

1-1/4  
1-1/4

LENGTH

5-1/4"  
5-1/4"