

COMPRESSION RIVETERS – "C" YOKE

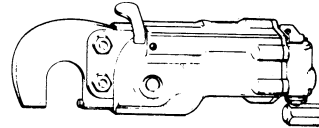
**EXPERT REPAIRS
ON ALL BRANDS**

Rebuilds Available - Inquire

CAPACITY COLD RIVET		STANDARD "C" YOKE		CLOSED HEIGHT (inch)	SET HOLDER PLUNGER		NET WEIGHT WITH YOKE (lbs)
					MAX. TRAVEL (inch)	PART OF STROKE AT MAX FORCE (final) (inch)	
Alum. (inch)	Steel (inch)	Reach (inch)	Gap (inch)				

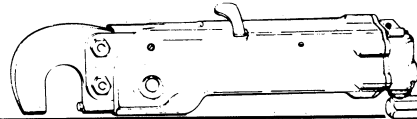
1/8 3/32 1-1/2 1-1/4 11/16 9/16 1/16 4-1/2

MODEL 3000C
(Equivalent to CP 0214-CELEL)
(APT 705C)




3/16 5/32 1-1/2 1-1/4 11/16 9/16 1/16 5-1/2

MODEL 6000C
(Equivalent to CP 0214-FALEL)
(APT 720C)



3/16 5/32 2-1/8 1-3/16 25/32 9/16 1/8 12-1/2

MODEL 151C
(Equivalent to CP 0351-CUDEL)
APT 740C)



1/4 7/32 2-1/8 1-3/16 25/32 9/16 1/8 15

MODEL 151T C
(Equivalent to CP 0351-FUDEL-
APT 740C-268)




#268 TANDEM CONVERSION ASS'Y ONLY
(Reference A)

1/4 7/32 2-1/8 2-1/4 1-1/32 7/8 1/32 21

MODEL 155
(Equivalent to CP 0355-CEBEL)



**SUPER
PORTABLE
PUNCH**



- Quicker And Cheaper Than Drilling
- Makes Clean, Accurate Holes Without Burrs
- 5400 lbs. Punching Force Max.
- 3/16" Max. Material Thickness
- 5/16" Max. Hole Diameter
- 17/8" Reach
- 1/2" Gap.
- 21 1/2" Length
- 20 1/2" lbs.

No. 151 PU

SPECIAL "C" YOKES AVAILABLE - SEE PAGE 3.
PAGES 7, 8, 9 FOR .187 SHANK SQUEEZER SETS.