



AT 106 FLUSH SET, SWIVEL-TYPE

Performs high-speed flush riveting on flat or curved surfaces and is designed for ease of handling, with a swivel action to produce quick alignment. The highly polished rivet set head is enclosed in a rubber sleeve and can be easily hand assembled or disassembled.



CUT-A-WAY VIEW

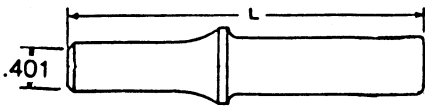


SHANK DIA.
A .401
B .498

WHEN ORDERING

SPECIFY: BASIC PART NO. SHANK DIA. LETTER
EXAMPLE: AT 106A

STRAIGHT FLUSH SETS



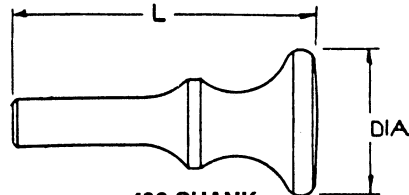
"B.D." (BODY DIAMETER)	STRAIGHT	OFFSET
	PART NUMBER	PART NO.
3/8	ST 10375	ST 20375
1/2	ST 10500	ST 20500
5/8	ST 10625	ST 20625

Specify Part Number and desired "L" Dimensions (Length)

LENGTH
2-1/2"
3-1/2"
5-1/2"
7-1/2"
10-1/2"

Note: Add "B" after Part No. for 498 Shank.

STRAIGHT FLUSH SETS (MUSHROOM)



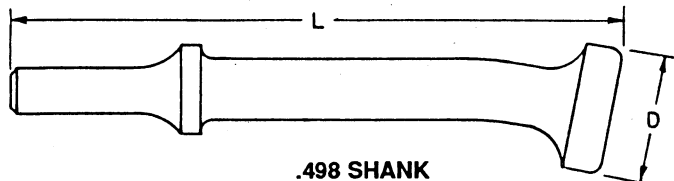
.401 SHANK

PART NO.	LENGTH (L)	DIA (D)	PRICE
ST 86	2-1/8	3/4	
ST 87	3-1/2	3/4	
ST 90	2-1/2	1	
ST 91	3	1	
ST 92	5-1/2	1	
ST 93	7-1/2	1	
ST 94	3	1-1/4	
ST 95	5-1/2	1-1/4	
ST 96	3	1-1/2	
ST 97	3	1-3/4	
ST 98	2-1/8	1-1/8	
ST 99	2-1/4	1-1/4	

.498 SHANK

PART NO.	LENGTH (L)	DIA (D)	PRICE
MM 151	2-1/8	3/4	
MM 170	3-1/2	3/4	
SM 100	2-1/2	1	
SM 101	3	1	
SM 102	5-1/2	1	
SM 103	7-1/2	1	
SM 104	3	1-1/4	
SM 105	5-1/2	1-1/4	
SM 106	3	1-1/2	
SM 107	3	1-3/4	
SM 108	2-1/8	1-1/8	
SM 109	2-1/4	1-1/4	

10° OFFSET FLUSH SETS (MUSHROOM)



.401 SHANK

PART NO.	LENGTH (L)	DIA (D)	PRICE
SM 140	3-1/2	1	
SM 141	5-1/2	1	
SM 142	7-1/2	1	
SM 143	3-1/2	1-1/4	
SM 144	5-1/2	1-1/4	
SM 145	7-1/2	1-1/4	

.498 SHANK

PART NO.	LENGTH (L)	DIA (D)	PRICE
SM 160	3-1/2	1	
SM 161	5-1/2	1	
SM 162	7-1/2	1	
SM 163	3-1/2	1-1/4	
SM 164	5-1/2	1-1/4	
SM 165	7-1/2	1-1/4	

NOTE: QUANTITY DISCOUNTS - 6, 25, 50, 100